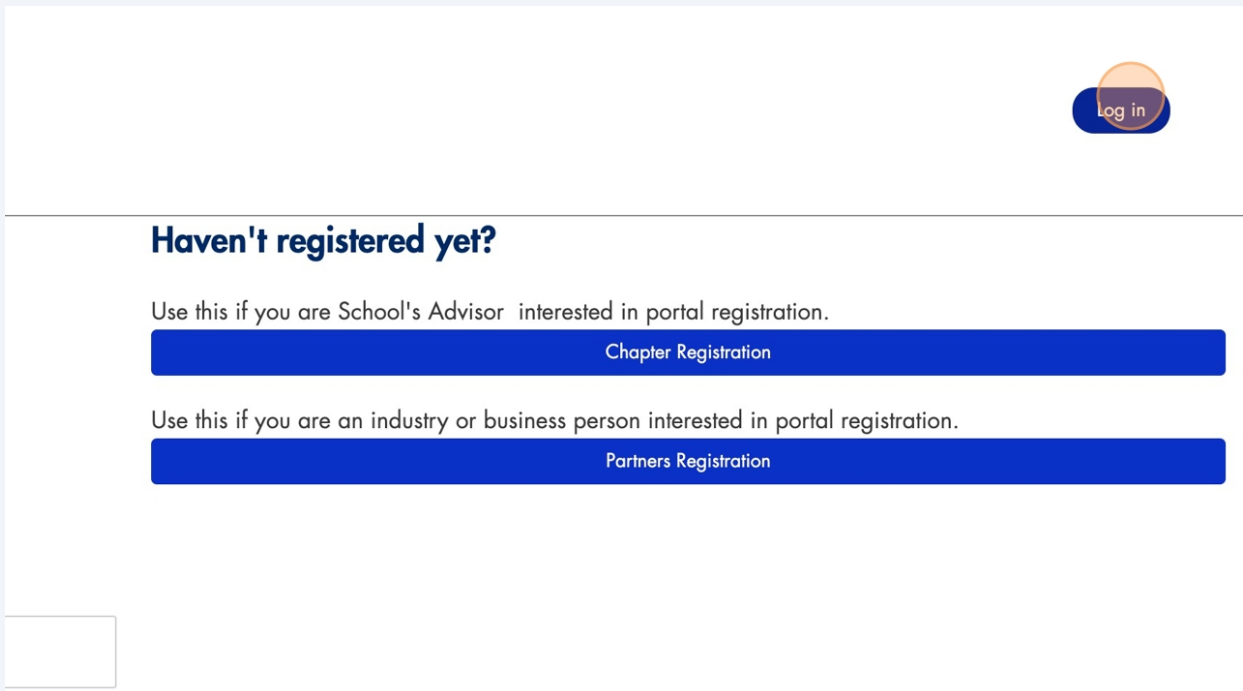


Student - Registering for Regional Qualifying Exams Online



1 Navigate to <https://www.ywdf.org>

2 Click "Log in"



3 Enter login information

Use this if y

Use this if y

SkillsUSA
ILLINOIS
A PROJECT OF YWDF

kwhite+student1@skillsusaillinois.org

.....

Log in

Forgot Your Password?

4 Click "Log in"

ILLINOIS
A PROJECT OF YWDF

kwhite+student3@skillsusaillinois.org

.....

Log in

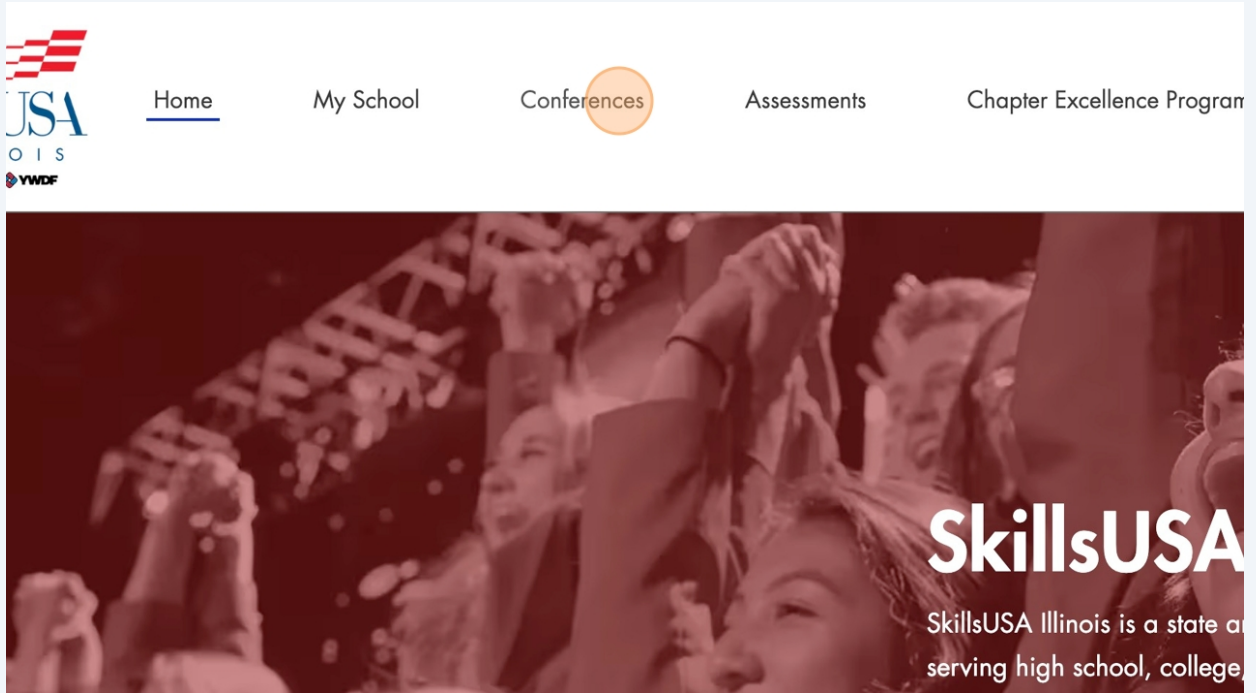
Forgot Your Password?

f i y t

SkillsUSA Illinois, Inc.
a project of Youth Workforce Development Foundation

YOUTH WORKFO

5 Click "Conferences"



6 Click "Regional Qualifying Exams"

event.

CONFERENCE LIST

Conference Name	Registration Deadline	Start Date	End Date
AMPLIFY!	2/2/2025, 11:45 PM	3/4/2025, 9:00 AM	3/5/2025
Regional Qualifying Event - North	1/25/2025, 1:45 AM	2/28/2025, 11:00 AM	2/28/2025
Regional Qualifying Event - South	1/25/2025, 1:59 AM	2/7/2025, 11:00 AM	2/7/2025
<u>Regional Qualifying Exams</u>	1/25/2025, 1:45 AM	1/31/2025, 8:00 AM	2/8/2025

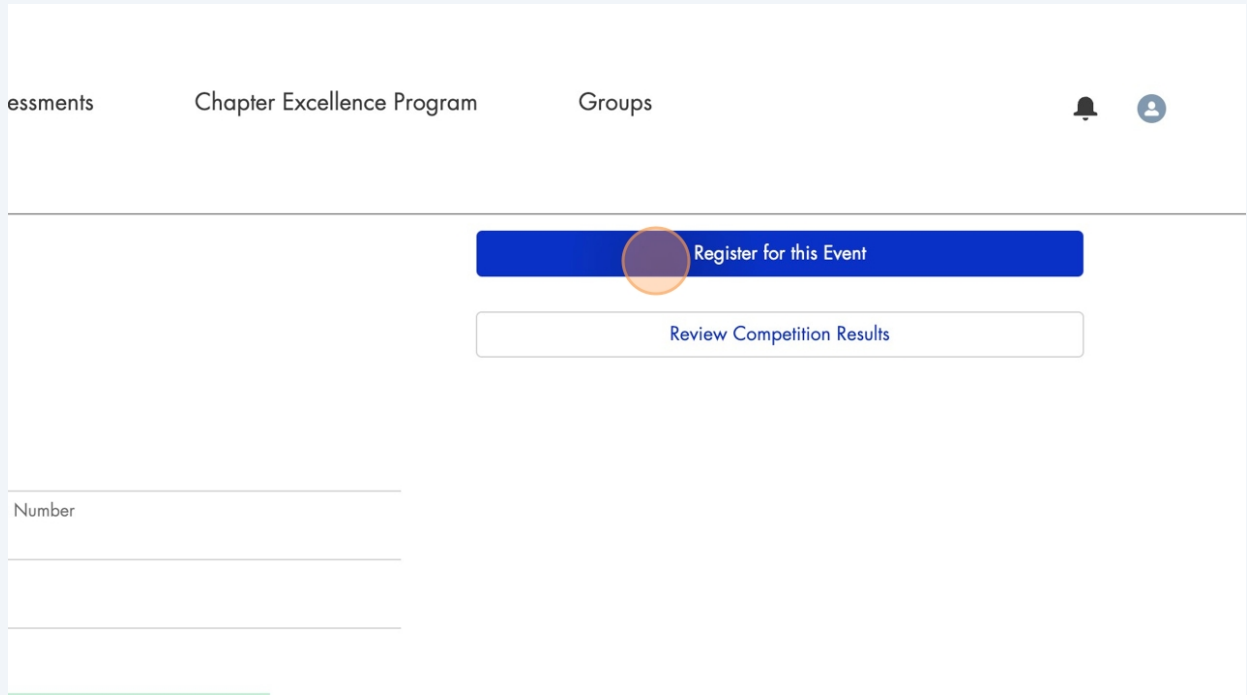
[View All](#)



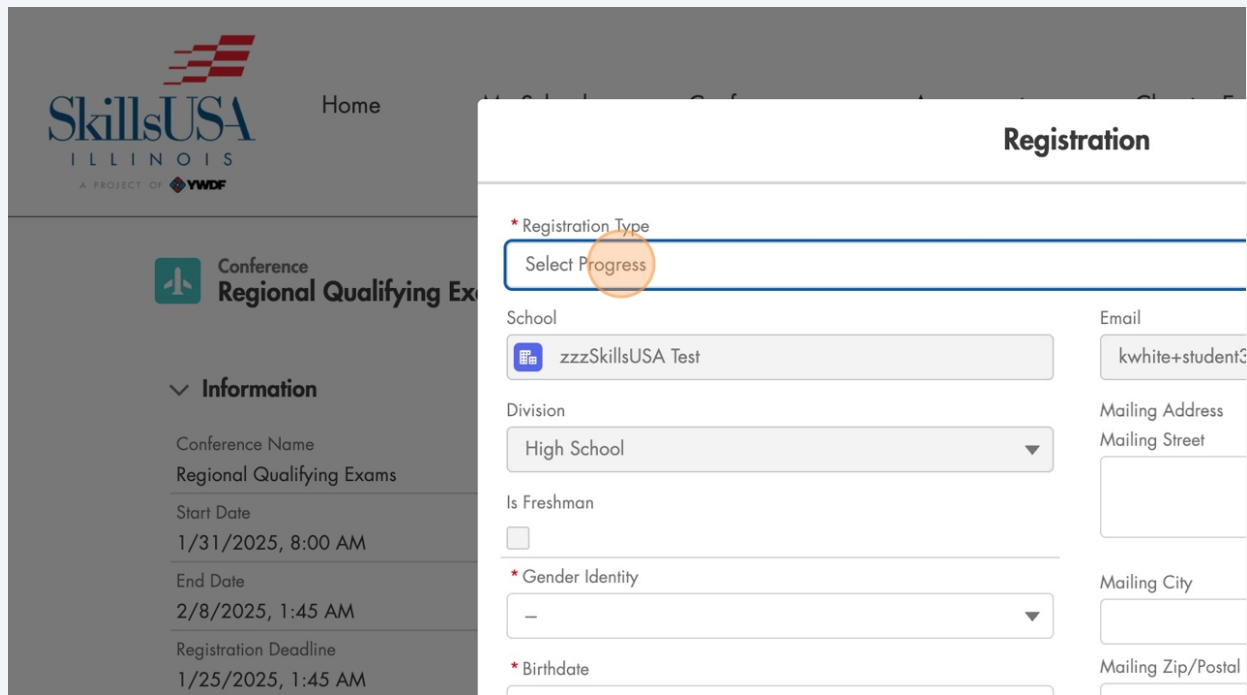
SkillsUSA Illinois, Inc.



7 Click "Register for this Event"



8 Click "Select Progress"



9 Click "Student"

The screenshot shows the SkillsUSA Illinois Registration form. The background is a dark grey sidebar with the SkillsUSA logo and conference information. The main form is white and titled "Registration". The "Registration Type" dropdown menu is open, and "Student" is selected and highlighted with an orange circle. Other visible fields include "Division" (High School), "Is Freshman" (checkbox), "Gender Identity" (dropdown), and "Birthdate".

10 Choose the competition you would like to register for.

The screenshot shows the SkillsUSA Illinois Registration form. The background is a dark grey sidebar with the SkillsUSA logo and conference information. The main form is white and titled "Registration". The "Registration Type" dropdown menu is open, and "Student" is selected. The "Select Competitions" section is active, showing a list of available competitions. "Advertising Design (Type: District) (Individual)" is selected and highlighted with an orange circle. Other visible fields include "Division" (High School), "Is Freshman" (checkbox), "Gender Identity" (dropdown), and "Birthdate".


11 Click here to move the Available competition to the Selected column.

Registration

* Registration Type
Student

* Select Competitions

Available Selected

Advertising Design (Type: District) (Individual) 

Architectural Drafting (Type: District) (Individual)

CNC 3-Axis Milling Programmer (Type: District) (Individual)

CNC 5-Axis Milling Programmer (Type: District) (Individual)

Early Childhood Education (Type: District) (Individual)

Internetworking (Type: District) (Individual)

Maintenances and Light Repair Automobiles (Type: District) (Individual)

Move selection to Selected

12 Fill in any missing (*) Required information.

Regional Qualifying Exams

Start Date
1/31/2025, 8:00 AM

End Date
2/8/2025, 1:45 AM

Registration Deadline
1/25/2025, 1:45 AM

Is Open For Registration

Fee Information

Fee Pro

Region (Type: District) (Individual)

School
zzzSkillsUSA Test

Division
High School

Is Freshman

* Gender Identity
-

* Birthdate

* T-Shirt Size
-

Parent/Guardian/Emergency Contact Name

Parent/Guardian/Emergency Contact Email

Email
kwhite+student3@skillsusaill

Mailing Address
Mailing Street

Mailing City

Mailing Zip/Postal Code

Home Phone

* Mobile Phone

Address

13 Click here to acknowledge the participation agreement.

Is Open For Registration

Fee Information

Fee Pro

Fee Student

Hotel Management

Hotel Registration Start Date

Hotel Registration End Date
1/23/2025

Participant will

Translation App

Translation of

I will submit my signed form (with parent or guardian signature if I am under 18 years of age). This signature indicates my agreement to the following: I have read and completely understand the Personal Liability and Medical Personal Information Through Lead Retrieval System statement, and the Photography and Sound Release agreement, and, by signing below, do hereby agree to abide by these in their entirety, accept the conditions of the national and state associations. I have provided all necessary medical information to my advisor/instructor. I have completely released SkillsUSA's national and state associations. I hereby agree to act on my behalf in case of a medical emergency.

Agree

14 Click "Save"

Participant will use a prescribed device ⓘ

Translation App (digital)

Translation of directions

in signature if I am under 18 years of age) to my advisor/instructor. I have read and completely understand the Personal Liability and Medical Personal Information Through Lead Retrieval System statement, and the Photography and Sound Release agreement, and, by signing below, do hereby agree to abide by these in their entirety, accept the conditions of the national and state associations. I have provided all necessary medical information to my advisor/instructor. I have completely released SkillsUSA's national and state associations. I hereby agree to act on my behalf in case of a medical emergency.

Date

15

You will receive a Success message to show that your registration has successfully been made.

The screenshot shows a user interface with a green success message at the top: "Success! Successfully registered." with a checkmark icon and a close button. Below the message is a navigation bar with links: "My School", "Conferences", "Assessments", "Chapter Experience Program", and "Groups". The main content area is titled "Forms" and contains a registration form with the following fields: "Point of Contact Email", "Point of Contact Phone Number", "Web Link", "Address", and "United States". A blue "Register" button is located to the right of the form, and a "Review Con" button is below it.